

# **Income & Expenditure 2020-2021**


## Certificate of Registration of Societies

Act XXI of 1860

S. No. 133 of 1966

I hereby certify that THE  
SOURASHTRA COLLEGE COUNCIL,  
MADURAI has this day been registered under  
the Societies Registration Act XXI of 1860 as  
amended by Madras Act XXIV of 1954.

Given under my hand at Madurai, this  
Twenty fourth day of SEPTEMBER one  
thousand nine hundred and Sixty Six.



(Sd.)

Registrar of Assurances.

Madurai District.


**SOURASHTRA COLLEGE COUNCIL, MADURAI.**  
**INCOME AND EXPENDITURE ACCOUNT FOR THE YEAR ENDED 31.03.2021**

Year Ended 31.03.2020 Rs. P.	Expenditure	Year Ended 31.03.2021 Rs. P.
116820.00	To Audit Fees & Other Fees	118000.00
2203189.00	To Building Maintenance	396046.00
91200.00	To Convocation expenses	0.00
3470965.44	To Depreciation	2975223.74
1701663.77	To Excess of Expenditure over Income from Sourashtra College Account	3141304.71
1269646.22	To Excess of Expenditure over Income from S.F.A/c.	313208.08
889653.20	To Excess of Expenditure over Income from W.C.	0.00
0.00	To Fees Scholarship (SETN)	304234.00
39684.00	To General Body Meeting Expenses	53798.00
15930.00	To Identity Card	0.00
40695.00	To Insurance	0.00
90550.00	To Medal Expenses	0.00
266426.60	To Miscellaneous Expenses	96326.86
8452397.00	To Motor Vehicle Maintenance Expenses (As per schedule A)	2551959.00
0.00	To NAAC Expenses	0.00
1500000.00	To Provision for Future Building Fund	3000000.00

20148820.23

12950100.39

Place: Madurai  
Date : 16.12.2021

  
**V.G.RAMDROSS**  
PRESIDENT

  
**D.R.KUMARESH**  
SECRETARY

**SOURASHTRA COLLEGE COUNCIL, MADURAI.**  
**INCOME AND EXPENDITURE ACCOUNT FOR THE YEAR ENDED 31.03.2021**

Year Ended 31.03.2020 Rs. P.	Income	Year Ended 31.03.2021 Rs. P.
8388568.00	By Bus fees collection	0.00
456576.00	By CB Building Rent A/c.	456576.00
177129.00	By Interest on S.B. A/c.	117782.00
6361793.37	By Interest Receipts	6264098.63
105455.00	By Lab Fees	51030.00
487958.72	By Miscellaneous Receipts	199221.24
2182800.00	By Students General Charges	2081000.00
0.00	By Donation	347447.00
0.00	By Excess of Income Over Expenditure (WC A/c.)	886154.50
1701844.36	By Excess of Income Over Expenditure (Autonomous Examination Fee A/c.)	2105157.91
286695.78	By Net Deficit transferred to Income & Expenditure A/c. of B/S	441633.11

20148820.23

*S.J. Kumaresh*  
**S.J.KUMARESH**  
 TREASURER



As per my report of even date

*(Handwritten Signature)*

**(B.R.CHANDRASEKARAN)**  
 CHARTERED ACCOUNTANT

12950100.39

**SOURASHTRA COLLEGE COUNCIL, MADURAI - 625 004.**

**SCHEDULE IV - SCHEDULE TO FIXED ASSETS AS AT 31ST MARCH 2021**

BUILDING	COST AT 01.04.2020	ADDITIONS DURING THE YEAR	LESS: DURING THE YEAR	ACTUAL COST	RATE	DEPN. UPTO 31.03.2020	W.D.V. AS AT 01.04.2020	DEPN. FOR THE YEAR	DEPN. UPTO 31.03.2021	W.D.V. UPTO 31.03.2021
1	2	3	4	5	6	7	8	(6X8)9	(7+9)10	(8-9)11
HOSTEL BUILDING	552990.49	0.00	0.00	552990.49	5%	488633.93	64356.56	3217.83	491851.76	61138.73
PUC MAIN BLOCK BUILDING	846163.61	0.00	0.00	846163.61	5%	587356.87	258806.74	12940.34	600297.21	245866.40
LABORATORY BUILDING	395946.19	0.00	0.00	395946.19	5%	350837.66	45108.53	2255.43	353093.09	42853.10
LIBRARY BUILDING	269978.49	0.00	0.00	269978.49	5%	232471.16	37507.33	1875.37	234346.53	35631.96
NON-RESIDENTIAL STUDENTS C	197526.12	0.00	0.00	197526.12	5%	167509.79	30016.33	1500.82	169010.61	28515.51
CANTEEN BUILDING	32162.58	0.00	0.00	32162.58	5%	27398.38	4764.20	238.21	27636.59	4525.99
ELECTRICITY BUNK ROOM	1006.07	0.00	0.00	1006.07	5%	901.47	104.60	5.23	906.70	99.37
SANITARY FITTINGS	11896.77	0.00	0.00	11896.77	5%	11366.03	530.74	26.54	11392.57	504.20
DEGREE BLOCK	526760.10	0.00	0.00	526760.10	5%	363222.97	163537.13	8176.86	371399.83	155360.27
GAMES CUM STORE ROOM	41880.00	0.00	0.00	41880.00	5%	35272.18	6607.82	330.39	35602.57	6277.43
CYCLE SHED & SCOOTER SHED	61542.14	0.00	0.00	61542.14	10%	58343.77	3198.37	319.84	58663.61	2878.53
ARCH	58017.08	0.00	0.00	58017.08	5%	48702.81	9314.27	465.71	49168.52	8848.56
APPROACH ROAD	146521.42	0.00	0.00	146521.42	5%	125094.00	21427.42	1071.37	126165.37	20356.05
STORE ROOM	58359.09	0.00	0.00	58359.09	5%	48666.56	9692.53	484.63	49151.19	9207.90
NEW CANTEEN BUILDING	495557.44	0.00	0.00	495557.44	5%	194731.04	300826.40	15041.32	209772.36	285785.08
P.G.BUILDING	708181.22	0.00	0.00	708181.22	5%	568341.05	139840.17	6992.01	575333.06	132848.16
STUDENTS AMENITIES CEMENT BENCHES AND WATER TANK	20670.00	0.00	0.00	20670.00	5%	16866.31	3803.69	190.18	17056.49	3613.51
CHEMISTRY LAB EXPANSION	141013.17	0.00	0.00	141013.17	5%	114943.03	26070.14	1303.51	116246.54	24766.63
COMPUTER SCIENCE BUILDING & ADDITIONAL CONSTRUCTION	2967773.98	0.00	0.00	2967773.98	5%	2000724.19	967049.79	48352.49	2049076.68	918697.30
G.L.R.GROUND LEVEL RESERVOIR WATER TANK	468634.19	0.00	0.00	468634.19	5%	257409.83	211224.36	10561.22	267971.05	200663.14
TOILET NEAR MAIN BUILDING & STAFF 'TOILET & MBA TOILET & MCA TOILET	356875.51	0.00	0.00	356875.51	5%	231837.06	125038.45	6251.92	238088.98	118786.53
SILVER JUBILEE BUILDING GROUND AND FIRST FLOOR	2804073.38	0.00	0.00	2804073.38	5%	1687999.98	1116073.40	55803.67	1743803.65	1060269.73
GIRLS REST ROOM & WATCHMA	1241409.45	0.00	0.00	1241409.45	5%	549391.83	692017.62	34600.88	583992.71	657416.74
GENERATOR ROOM BUILDING	266871.95	0.00	0.00	266871.95	5%	156583.12	110288.83	5514.44	162097.56	104774.39
M.SC.BIO-CHEMISTRY BUILDING	590299.35	0.00	0.00	590299.35	5%	373362.94	216936.41	10846.82	384209.76	206089.59
B.SC.TEXTILE BUILDING	22022.20	0.00	0.00	22022.20	5%	14895.73	7126.47	356.32	15252.05	6770.15
B.SC.TEXTILE STORE ROOM	101737.45	0.00	0.00	101737.45	5%	88770.88	32966.57	1648.33	70419.21	31318.24
B.SC.BIO-CHEMISTRY ADDITIONA	534662.05	0.00	0.00	534662.05	5%	338376.53	196285.52	9814.28	348190.81	186471.24
	13920531.49	0.00	0.00	13920531.49		9120011.10	4800520.39	240185.96	9360197.06	4560334.43

BUILDING	COST AT 01.04.2020	ADDITIONS DURING THE YEAR	LESS: DURING THE YEAR	ACTUAL COST	RATE	DEPN. UPTO 31.03.2020	W.D.V. AS AT 01.04.2020	DEPN. FOR THE YEAR	DEPN. UPTO 31.03.2021	W.D.V. UPTO 31.03.2021
1	2	3	4	5	6	7	8	(6X8)9	(7+9)10	(8-9)11
UGC BUILDING ADDITION & ALTRATION A/C & TOILET	1354249.60	0.00	0.00	1354249.60	5%	892410.71	461838.89	23091.94	915502.65	438746.95
MICRO BIOLOGY CLASS ROOM & TOILET BUILDINGS	202961.75	0.00	0.00	202961.75	5%	120876.61	82085.14	4104.26	124980.87	77980.88
MICRO BIOLOGY LAB BUILDING	344790.55	0.00	0.00	344790.55	5%	226582.81	118207.74	5910.39	232493.20	112297.35
COMPOUND WALL	1726167.90	0.00	0.00	1726167.90	5%	990336.25	735831.65	36791.58	1027127.83	699040.07
MSC BIO LAB BUILDING	108163.80	0.00	0.00	108163.80	5%	70769.62	37394.18	1869.71	72639.33	35524.47
B.SC.TEXTILE LAB BUILDING	73809.95	0.00	0.00	73809.95	5%	49929.96	23879.99	1194.00	51123.96	22685.99
WOMEN'S COLLEGE BUILDING ATTACHED STORE ROOM (CONVERTED TO CANTEEN), WOMEN'S REST ROOM & STORE SHED.	6878117.70	0.00	0.00	6878117.70	5%	4433380.02	2444737.68	122236.88	4555616.90	2322500.80
CAR SHED A/c.	45818.00	0.00	0.00	45818.00	10%	40247.60	5570.40	557.04	40804.64	5013.36
MCA BUILDING NORTH BLOCK & WOMEN'S COLLEGE LAB BUILDING	4279670.05	0.00	0.00	4279670.05	5%	2378655.60	1901014.45	95050.72	2473706.32	1805963.73
WOMEN'S COLLEGE "DIAS" (STAGE)	4397319.75	0.00	0.00	4397319.75	5%	2577502.94	1819816.81	90990.84	2668493.78	1728825.97
WOMEN'S COLLEGE "DIAS" (STAGE)	890575.50	0.00	0.00	890575.50	5%	414470.29	476105.21	23805.26	438275.55	452299.95
BUILDING CONVERTED TO POWER ROOM NEAR GENERATOR	206089.00	0.00	0.00	206089.00	5%	111509.71	94579.29	4728.96	116238.67	89850.33
WOMEN'S COLLEGE TOILET BLOCK BUILDING & TOILET IN LAB A/c.	608253.00	0.00	0.00	608253.00	5%	370296.86	237956.14	11897.81	382194.67	226058.33
WOMEN'S COLLEGE PRINCIPAL B.Sc. CATERING TECHNOLOGY B	592470.85	0.00	0.00	592470.85	5%	345672.70	246798.15	12339.91	358012.61	234458.24
BIO TECHNOLOGY LAB BUILDING	2898008.50	0.00	0.00	2898008.50	5%	1616545.95	1281462.55	64073.13	1680619.08	1217389.42
WOMEN'S COLLEGE PHYSICS LA	2996396.30	0.00	0.00	2996396.30	5%	1669376.17	1327020.13	66351.01	1735727.18	1260669.12
HOSTEL BUILDING NEW NEAR HOTEL MANAGEMENT BUILDING	4588978.60	0.00	0.00	4588978.60	5%	2418477.29	2170501.31	108525.07	2527002.36	2061976.24
WOMEN'S HOSTEL BUILDING A/c. & 1ST FLOOR, TOILET & ADDITIONAL TOILET	5271882.80	0.00	0.00	5271882.80	5%	2533731.98	2738150.82	136907.54	2670639.52	2601243.28
NEW AUDITORIUM BUILDING	4697500.85	0.00	0.00	4697500.85	5%	1888908.74	2808592.11	140429.61	2029338.35	2668162.50
WOMEN'S HOSTEL CONSTRUCT	11972621.00	0.00	0.00	11972621.00	5%	5303833.50	6668787.50	333439.38	5637272.88	6335348.12
BUS CREW SHED	725000.00	0.00	0.00	725000.00	5%	352826.98	372173.02	18608.65	371435.63	353564.37
ALUMNI BUILDING	481564.00	0.00	0.00	481564.00	5%	177500.64	304063.36	15203.17	192703.81	288860.19
CANARA BANK BUILDING	3152384.00	0.00	0.00	3152384.00	5%	1027119.80	2125264.20	106263.21	1133383.01	2019000.99
UGC WOMEN'S HOSTEL BUILDING	2898944.00	0.00	0.00	2898944.00	5%	711875.08	2187068.92	109353.45	821228.53	2077715.47
	3694933.00	0.00	0.00	3694933.00	5%	760625.36	2934307.64	146715.38	907340.74	2787592.26
	65086670.45	0.00	0.00	65086670.45	0.00	31483463.17	33603207.28	1680438.90	33163902.07	31922768.38

BUILDING	COST AT 01.04.2020	ADDITIONS DURING THE YEAR	LESS: DURING THE YEAR	ACTUAL COST	RATE	DEPN. UPTO 31.03.2020	W.D.V. AS AT 01.04.2020	DEPN. FOR THE YEAR (6X8)9	DEPN. UPTO 31.03.2021 (7+9)10	W.D.V. UPTO 31.03.2021 (8-9)11
1	2	3	4	5	6	7	8	(6X8)9	(7+9)10	(8-9)11
UGC DEVELOPMENT OF SPORTS INFRASTRUCTURE	85500.00	0.00	0.00	85500.00	5%	19341.73	66158.27	3307.91	22649.64	62850.36
NEW CANTEEN BUILDING 2	866105.00	0.00	0.00	866105.00	5%	142092.65	724012.35	36200.62	178293.27	687811.73
Meditation Building	590241.00	0.00	0.00	590241.00	5%	29512.05	560728.95	28036.45	57548.50	532692.50
	1541846.00	0.00	0.00	1541846.00	0.00	190946.43	1350899.57	67544.98	258491.41	1283354.59
	13920531.49	0.00	0.00	13920531.49		9120011.10	4800520.39	240185.96	9360197.06	4560334.43
	65086670.45	0.00	0.00	65086670.45	0.00	31483463.17	33603207.28	1680438.90	33163902.07	31922768.38
TOTAL	80549047.94	0.00	0.00	80549047.94	0.00	40794420.70	39754627.24	1988169.84	42782590.54	37766457.40
SCHEDULE NO:IV										
ELECTRICAL INSTALLATION:										
GENERAL	395758.14	0.00	0.00	395758.14	10%	286752.44	109005.70	10900.57	297653.01	98105.13
PUC MAIN BLOCK	26017.15	0.00	0.00	26017.15	10%	25337.84	679.31	67.93	25405.77	611.38
SILVER JUBILEE BUILDING	44746.00	0.00	0.00	44746.00	10%	31129.67	13616.33	1361.63	32491.30	12254.70
LIBRARY BUILDING	29744.77	0.00	0.00	29744.77	10%	29305.12	439.65	43.97	29349.09	395.68
UGC BUILDING	9848.00	0.00	0.00	9848.00	10%	9026.83	821.17	82.12	9108.95	739.05
LABORATORY BUILDING	16778.79	0.00	0.00	16778.79	10%	16672.12	106.67	10.67	16682.79	96.00
HOSTEL BUILDING	71614.83	0.00	0.00	71614.83	10%	68864.77	2750.06	275.01	69139.78	2475.05
DEGREE BUILDING	7714.40	0.00	0.00	7714.40	10%	7647.05	67.35	6.73	7653.78	60.62
INTERCOM	143051.00	0.00	0.00	143051.00	10%	119194.12	23856.88	2385.69	121579.81	21471.19
TOTAL	745273.08	0.00	0.00	745273.08		593929.96	151343.12	15134.32	609064.28	136208.80

BUILDING	. COST AT 01.04.2020	ADDITIONS DURING THE YEAR	LESS: DURING THE YEAR	ACTUAL COST	RATE	DEPN. UPTO 31.03.2020	W.D.V. AS AT 01.04.2020	DEPN. FOR THE YEAR (6X8)9	DEPN. UPTO 31.03.2021 (7+9)10	W.D.V. UPTO 31.03.2021 (8-9)11
1	2	3	4	5	6	7	8	(6X8)9	(7+9)10	(8-9)11
SCHEDULE NO:IV										
OTHER ASSETS:										
BORE WELL	318906.53	0.00	0.00	318906.53	15%	289081.66	29824.87	4473.73	293555.39	25351.14
PUMPSET/5HP MOTOR	144797.20	0.00	0.00	144797.20	15%	132074.38	12722.82	1908.42	133982.80	10814.40
WATERTANK PIPES & WATER SU	14254.47	0.00	0.00	14254.47	20%	14244.05	10.42	2.08	14246.13	8.34
BICYCLE	1256.34	0.00	0.00	1256.34	15%	1254.72	1.62	0.24	1254.96	1.38
LIBRARY BOOKS	141402.70	0.00	0.00	141402.70	15%	135364.10	6038.60	905.79	136269.89	5132.81
TELEVISION	31875.00	0.00	0.00	31875.00	15%	25980.73	5894.27	884.14	26864.87	5010.13
WALL CLOCK	495.00	0.00	0.00	495.00	15%	493.50	1.50	0.23	493.73	1.27
VIEDO DECK	11575.00	0.00	0.00	11575.00	15%	11535.80	39.20	5.88	11541.68	33.32
DUPLICATOR	18127.60	0.00	0.00	18127.60	20%	18108.58	19.02	3.80	18112.38	15.22
COMPUTER COLOUR GENE(9200	9200.00	0.00	0.00	9200.00	15%	9181.13	18.87	2.83	9183.96	16.04
REFRIGERATOR	6729.00	0.00	0.00	6729.00	20%	6720.70	8.30	1.66	6722.36	6.64
ELECTRIC TYPEWRITER	18232.35	0.00	0.00	18232.35	20%	18220.79	11.56	2.31	18223.10	9.25
COMPUTER WIPRO	83566.53	0.00	0.00	83566.53	15%	83315.25	251.28	37.69	83352.94	213.59
ELECTION BOXES STEEL	12500.00	0.00	0.00	12500.00	15%	12317.28	182.72	27.41	12344.69	155.31
ELECTRIC CARDIO GRAPH MACH	18053.00	0.00	0.00	18053.00	15%	17585.36	467.64	70.15	17655.51	397.49
CANTEEN UTENSIL	11655.00	0.00	0.00	11655.00	10%	10308.87	1346.13	134.61	10443.48	1211.52
TOTAL	842625.72	0.00	0.00	842625.72		785786.90	56838.82	8460.97	794247.87	48377.85



BUILDING	COST AT 01.04.2020	ADDITIONS DURING THE YEAR	LESS: DURING THE YEAR	ACTUAL COST	RATE	DEPN. UPTO 31.03.2020	W.D.V. AS AT 01.04.2020	DEPN. FOR THE YEAR	DEPN. UPTO 31.03.2021	W.D.V. UPTO 31.03.2021
1	2	3	4	5	6	7	8	(6X8)9.	(7+9)10	(8-9)11
<b>SCHEDULE NO:IV</b>										
<b>FURNITURE &amp; EQUIPMENTS</b>										
CLASSROOM & OTHER FURNITURE	1207132.32	0.00	0.00	1207132.32	15%	1124542.65	82589.67	12388.45	1136931.10	70201.22
HOSTEL FURNITURE	499339.47	0.00	0.00	499339.47	15%	437406.11	61933.36	9290.00	446696.11	52643.36
LIBRARY FURNITURE	34367.00	0.00	0.00	34367.00	15%	34318.85	48.15	7.22	34326.07	40.93
GAMESROOM FURNITURE	5503.55	0.00	0.00	5503.55	15%	5486.00	17.55	2.63	5488.63	14.92
OFFICE EQUIPMENT	250891.68	0.00	0.00	250891.68	15%	243618.37	7273.31	1091.00	244709.37	6182.31
LABORATORY EQUIPMENT	280453.86	0.00	0.00	280453.86	15%	278321.88	2131.98	319.80	278641.68	1812.18
STOREROOM EQUIPMENT	492.10	0.00	0.00	492.10	15%	491.88	0.22	0.03	491.91	0.19
HOSTEL EQUIPMENT	5737.22	0.00	0.00	5737.22	15%	5730.56	6.66	1.00	5731.56	5.66
AUDIO VISUAL EQUIPMENT	16354.29	0.00	0.00	16354.29	15%	16321.15	33.14	4.97	16326.12	28.17
TOTAL	2300271.49	0.00	0.00	2300271.49		2146237.45	154034.04	23105.10	2169342.55	130928.94
<b>SCHEDULE NO:IV</b>										
<b>VEHICLE</b>										
BUS 1155	366277.00	0.00	0.00	366277.00	30%	366176.75	100.25	30.08	366206.83	70.17
HERO HONDA 1182	16357.92	0.00	0.00	16357.92	20%	16351.28	6.64	1.33	16352.61	5.31
BUS NO.5566	243513.40	0.00	0.00	243513.40	30%	243397.79	115.61	34.68	243432.47	80.93
BUS NO.9797	200344.00	0.00	0.00	200344.00	30%	200143.16	200.84	60.25	200203.41	140.59
BUS NO.7475	407437.00	0.00	0.00	407437.00	30%	406972.57	464.43	139.33	407111.90	325.10
BUS NO.TN63A 9990	425000.00	0.00	0.00	425000.00	30%	424307.92	692.08	207.62	424515.54	484.46
BUS NO.TN49D 2310	410350.00	0.00	0.00	410350.00	30%	409259.03	1090.97	327.29	409586.32	763.68
BUS NO.TN47D 0199	326250.00	0.00	0.00	326250.00	30%	325165.78	1084.22	325.27	325491.05	758.95
BUS NO.TN49D 9515	404257.00	0.00	0.00	404257.00	30%	402902.24	1354.76	406.43	403308.67	948.33
BUS NO.TN23S 9977	570136.00	0.00	0.00	570136.00	30%	563428.30	6707.70	2012.31	565440.61	4695.39
BUS NO.TN49J 0277	526870.00	0.00	0.00	526870.00	30%	519577.44	7292.56	2187.77	521765.21	5104.79
BUS NO.TN65C 4710	430000.00	0.00	0.00	430000.00	30%	424048.24	5951.76	1785.53	425833.77	4166.23
BUS NO.TN48A 9192	393366.00	0.00	0.00	393366.00	30%	382254.38	11111.62	3333.49	385587.87	7778.13
BUS NO.TN67E 6696	852267.00	0.00	0.00	852267.00	30%	817874.96	34392.04	10317.61	828192.57	24074.43
CAR NO.GRAND I10 MAGNA 1.1 (I	622218.00	0.00	0.00	622218.00	15%	366842.68	255375.32	38306.30	405148.98	217069.02
BUS NO.TN58 BB 5842	1832177.93	0.00	0.00	1832177.93	30%	549653.38	1282524.55	384757.37	934410.75	897767.18
BUS NO.TN58 BB 5878	1832177.93	0.00	0.00	1832177.93	30%	549653.38	1282524.55	384757.37	934410.75	897767.18
BUS NO.TN41X7699	350000.00	0.00	0.00	350000.00	30%	105000.00	245000.00	73500.00	178500.00	171500.00
TOTAL	10208999.18	0.00	0.00	10208999.18	0.00	7073009.28	3135989.90	902490.03	7975499.31	2233499.87

BUILDING	COST AT 01.04.2020	ADDITIONS DURING THE YEAR	LESS: DURING THE YEAR	ACTUAL COST	RATE	DEPN. UPTO 31.03.2020	W.D.V. AS AT 01.04.2020	DEPN. FOR THE YEAR (6X8)9	DEPN. UPTO 31.03.2021 (7+9)10	W.D.V. UPTO 31.03.2021 (8-9)11
1	2	3	4	5	6	7	8	(6X8)9	(7+9)10	(8-9)11
SCHEDULE NO:4										
MACHINERY										
SOFTENIZER OF 500 LITRES ONE UNIT										
& FURLINE 4L A/c.	27225.00	0.00	0.00	27225.00	15%	26169.78	1055.22	158.28	26328.06	896.94
GENERATOR	1369335.00	0.00	0.00	1369335.00	15%	1182045.20	187289.80	28093.47	1210138.67	159196.33
COUNTER FEIT MONEY DISERNER			0.00	0.00						
LENSE MODEL	1750.00	0.00	0.00	1750.00	15%	1670.21	79.79	11.97	1682.18	67.82
FAX MACHINE (FAX KXFT63 BX)	11100.00	0.00	0.00	11100.00	15%	10451.99	648.01	97.20	10549.19	550.81
T.D.S.METRE (WATER TESTING N	3333.00	0.00	0.00	3333.00	15%	3104.09	228.91	34.34	3138.43	194.57
AQUATECH WATER TREATMENT PLANT										
MACHINERY A/c.	190902.00	0.00	0.00	190902.00	15%	158633.10	32268.90	4840.34	163473.44	27428.56
A/c.MACHINE	133205.00	0.00	0.00	133205.00	15%	102352.47	30852.53	4627.88	106980.35	26224.65
TOTAL	1736850.00	0.00	0.00	1736850.00		1484426.84	252423.16	37863.48	1522290.32	214559.68
ABSTRACT										
NATURE OF ASSETS										
BUILDINGS	80549047.94	0.00	0.00	80549047.94		40794420.70	39754627.24	1988169.84	42782590.54	37766457.40
ELECTRICAL & INSTALLATION	745273.08	0.00	0.00	745273.08		593929.96	151343.12	15134.32	609064.28	136208.80
FURNITURE & EQUIPMENTS	2300271.49	0.00	0.00	2300271.49		2146237.45	154034.04	23105.10	2169342.55	130928.94
VEHICLES	10208999.18	0.00	0.00	10208999.18		7073009.28	3135989.90	902490.03	7975499.31	2233499.87
OTHER ASSETS	842625.72	0.00	0.00	842625.72		785786.90	56838.82	8460.97	794247.87	48377.85
MACHINERY	1736850.00	0.00	0.00	1736850.00		1484426.84	252423.16	37863.48	1522290.32	214559.68
GRANT TOTAL	96383067.41	0.00	0.00	96383067.41		52877811.13	43505256.28	2975223.74	55853034.87	40530032.54

SOURASHTRA COLLEGE, MADURAI.  
INCOME AND EXPENDITURE ACCOUNT FOR THE YEAR ENDED 31.03.2021

Year ended 31.03.2020 Rs. P.	Expenditure	Year ended 31.03.2021 Rs. P.
	<b><u>To Teaching &amp; Administrative Staff - ECS</u></b>	
	Pay	92996600
	Grade Pay	0
	D.A	15808640
	H.R.A	4177300
	C.C.A	697680
	Medical Allowance	332700
	Special Allowance & Special Pay	0
	Conveyance Allowance	15445
117769642.00	Other Allowances	---- 114028365.00
21470.00	To Advertisement Expenses	19324.00
3517.00	To Telephone Expenses	4263.00
11321.00	To Postage and Telegrams	714.00
299404.00	<b>To Electricity Charges</b>	<b>151999.00</b>
17721.00	To Printing and Stationary	12995.00
9747.00	To Office Expenses	5793.00
1497394.77	To Depreciation	3053177.71
13976420.00	To Other arrear salary payment (Schedule-2)	3386348.00
5000.00	To TNU State Council for Higher Education	5000.00
5155.00	To Stationary & Other Expenses	3107.00
2277.00	To Bank charges	2602.00
0.00	To Government Audit Fee	4000.00


133619068.77

Place:Madurai

Date:16.12.2021

  
N.H. SARAVANAN  
PRINCIPAL(i/c.)

120677687.71

  
D.R. KUMARESH  
SECRETARY

SOURASHTRA COLLEGE, MADURAI.  
INCOME AND EXPENDITURE ACCOUNT FOR THE YEAR ENDED 31.03.2021

Year ended 31.03.2020 Rs. P.	Income	Year ended 31.03.2021 Rs. P.
79510.00	By Application and Registration Fee	44485.00
365.00	By Admission fee	355.00
117769642.00	By Salary Grant	114028365.00
91020.00	By Interest on University Endowment	76220.00
13976420.00	By Other Arrear Salary Grant (Schedule-2)	3386348.00
	<b><u>OTHER RECEIPTS</u></b>	
448.00	By Interest on S.B. account (No.1809)Non-salary A/c	610.00
1701663.77	By Excess of Expenditure over Income	3141304.71

133619068.77



As per my report of even date

(B.R.CHANDRASEKARAN)  
CHARTERED ACCOUNTANT

120677687.71

SOURASHTRA COLLEGE :: MADURAI - 625 004.

CORRESPONDENT BOOK - SCHEDULE OF ASSETS

STATEMENT OF DEPRECIATION AS ON 31.03.2021

SCHEDULE NO. 1

S.No.	Particulars of Assets	W.D.V.as on 31.03.2020	Additions During the Year	Total Value as on 31.03.2021	Rate of Depre- ciation	Total Depre- ciation for the Year	W.D.V.as on 31.03.2021
1	<b>Laboratory Equipments</b>	6416571.68	0.00	6416571.68	15%	962485.75	5454085.93
	From 01.04.2020 to 30.09.2020	0.00	0.00	0.00	15%	0.00	0.00
	From 01.10.2020 to 31.03.2021	0.00	0.00	0.00	7.5%	0.00	0.00
		6416571.68	0.00	6416571.68		962485.75	5454085.93
2	<b>Library Books</b>	798618.84	0.00	798618.84	15%	119792.83	678826.01
	From 01.04.2020 to 30.09.2020	0.00	0.00	0.00	15%	0.00	0.00
	From 01.10.2020 to 31.03.2021	0.00	0.00	0.00	7.5%	0.00	0.00
		798618.84	0.00	798618.84		119792.83	678826.01
3	<b>Games Equipment</b>	687028.87	0.00	687028.87	15%	103054.33	583974.54
	From 01.04.2020 to 30.09.2020	0.00	5000615.00	5000615.00	15%	750092.25	4250522.75
	From 01.10.2020 to 31.03.2021	0.00	1476240.00	1476240.00	7.5%	110718.00	1365522.00
		687028.87	6476855.00	7163883.87		963864.58	6200019.29
4	<b>Furniture</b>	580656.25	0.00	580656.25	15%	87098.44	493557.81
	From 01.04.2020 to 30.09.2020	0.00	0.00	0.00	15%	0.00	0.00
	From 01.10.2020 to 31.03.2021	0.00	0.00	0.00	7.5%	0.00	0.00
		580656.25	0.00	580656.25		87098.44	493557.81
4	<b>Building</b>	0.00	0.00	0.00	10%	0.00	0.00
	From 01.04.2020 to 30.09.2020	0.00	0.00	0.00	10%	0.00	0.00
	From 01.10.2020 to 31.03.2021	0.00	18391638.00	18391638.00	5%	919581.90	17472056.10
	(Fitness Centre with Science Backup)	0.00	18391638.00	18391638.00		919581.90	17472056.10
5	Typewriter & Office Appliances	559.01	0.00	559.01	15%	83.85	475.16
6	Xerox Machine	529.95	0.00	529.95	15%	79.49	450.46
7	Waterpipe Accessories	335.25	0.00	335.25	15%	50.29	284.96
8	Library furniture	252.07	0.00	252.07	15%	37.81	214.26
9	Audio visual Edn.Equipments	606.41	0.00	606.41	15%	90.96	515.45
10	Electrical fittings	75.50	0.00	75.50	15%	11.33	64.17
11	Cycle	3.20	0.00	3.20	15%	0.48	2.72
	<b>Total</b>	2361.39	0.00	2361.39		354.21	2007.18
	<b>Grand Total Rs.</b>	8485237.03	24868493.00	33353730.03		3053177.71	30300552.32

**SOURASHTRA COLLEGE COUNCIL, SELF FINANCE COURSES  
INCOME AND EXPENDITURE ACCOUNT FOR THE YEAR ENDED 31.03.2021**

Year ended 31.03.2020 Rs. P.	Expenditure	Year ended 31.03.2021 Rs. P.
240352.00	To Advertisement	53677.00
35000.00	To AICTE Inspection Expenses	0.00
140700.00	To Aiffiliation Fee	0.00
23500.00	To Annual Maintenance Charges	23500.00
33700.00	To Bonus, Deepavali Gifts	0.00
25810.00	To Calender Expenses	0.00
25235.00	To Campus Amenity Expenses	15385.00
23137.00	To Campus Interview Expenses	0.00
83146.00	To Convocation Expenses	0.00
52500.00	To Court & Legal Expenses	0.00
903997.49	To Depreciation	798464.95
637.23	To Depreciation - Hostel Fixed Assets : MEN	541.65
15293.80	To Depreciation - Hostel Fixed Assets : WOMEN	12999.73
413021.00	To Employee state Insurance Contribution	306153.00
129855.00	To Fuel for Generator	16626.00
138609.00	To Games Expenditure	0.00
0.00	To Guest Lecture	20300.00
1123809.00	To Honororium staff	808322.00
1282419.00	To Hostel Expenses : Women	239644.00
22635.00	To Identity Card	10755.00
69769.00	To Internet Charges	69677.00
115628.00	To Lab Consumable	158664.00
403768.00	To Lighting Charges	246954.00
15840.00	To Magazines and Periodicals	0.00
168287.00	To Maintenance Expenses	109205.00
14186.00	To MBA Department Expenses	4600.00
287000.00	To Microsoft License Fee	0.00
893758.70	To Miscellaneous Expenses	1027085.75
10000.00	To NAAC Expenses	0.00
1263045.00	To PF Contribution	1172990.00
5100.00	To Postage and Telegram	440.00
79767.00	To Printing Charges	14250.00
18000.00	To Private College Management Association	0.00
65771.00	To Repairs & Upkeep	17590.00
11927855.00	To Salary Teaching & Non Teaching Staff	10322092.00
1762452.00	To Security charges	1260321.00
44260.00	To Seminar Expenses	0.00
81280.00	To Stationary Expenses	3199.00
42360.00	To Student Group Insurance Scheme	52680.00
138889.00	To Telephone Charges	29535.00
22120372.22		16795651.08

Place: Madurai  
Date :16.12.2021

V.G. RAMDOSS  
7/3/22  
PRESIDENT

D.R.KUMARESH  
SECRETARY

**SOURASHTRA COLLEGE COUNCIL, SELF FINANCE COURSES  
INCOME AND EXPENDITURE ACCOUNT FOR THE YEAR ENDED 31.03.2021**

Year ended 31.03.2020 Rs. P.	Income	Year ended 31.03.2021 Rs. P.
1537962.00	By Hostel Fees : Women	339950.00
	By Interest on SB Account - SF A/c.	53575.00
	By Interest on SB Account - Hostel A/c. MEN	4984.00
84388.00	By Interest on SB Account - Hostel A/c. WOMEN	72483.00
254780.00	By Interest on University Endowment	213359.00
13222639.00	By Laboratory & Other Fees	11698025.00
1017939.00	By Miscellaneous Receipts	525716.00
136950.00	By Sale of Application	81700.00
4596068.00	By Tuition Fees	3551210.00
1269646.22	By Excess of Expenditure over Income	313208.08

22120372.22

*S. J. Kumaresh*  
S.J.KUMARESH  
TREASURER



As per my report of even date

16795651.08

*(Signature)*  
(B.R.CHANDRASEKARAN)  
CHARTERED ACCOUNTANT

**SOURASHTRA COLLEGE COUNCIL :: MADURAI**  
**SELF FINANCING COURSES**  
**SCHEDULE OF FIXED ASSETS AND DEPRECIATION**  
**AS on 31.03.2021**

SL. No.	Particulars of Assets	W.D.V.as on 31.03.2020 Rs. Ps.	Additions During the Year	Total Cost as on 31.03.2021	Rate of Depreciation	Depreciation for the year 31.03.2021	W.D.V.as on 31.03.2021 Rs. Ps.
1	<b>Library Books:</b>	674486.09	0	674486.09	15%	101172.91	573313.18
	01.04.2020 to 30.09.2020		0.00	0.00	15%	0.00	0.00
	01.10.2020 to 31.03.2021		152538.00	152538.00	7.5%	11440.35	141097.65
		<b>674486.09</b>	<b>152538.00</b>	<b>827024.09</b>		<b>112613.26</b>	<b>714410.83</b>
2	<b>Furniture:</b>	617301.09		617301.09	15%	92595.16	524705.93
	01.04.2020 to 30.09.2020		0.00	0.00	15%	0.00	0.00
	01.10.2020 to 31.03.2021		0.00	0.00	7.5%	0.00	0.00
		<b>617301.09</b>	<b>0.00</b>	<b>617301.09</b>		<b>92595.16</b>	<b>524705.93</b>
3	<b>Laboratory Equipment:</b>	919341.43		919341.43	15%	137901.21	781440.22
	01.04.2020 to 30.09.2020		47272.00	47272.00	15%	7090.80	40181.20
	01.10.2020 to 31.03.2021		13500.00	13500.00	7.5%	1012.50	12487.50
		<b>919341.43</b>	<b>60772.00</b>	<b>980113.43</b>		<b>146004.51</b>	<b>834108.92</b>
4	<b>Office Equipment:</b>	165893.82		165893.82	15%	24884.07	141009.75
	01.04.2020 to 30.09.2020		0.00	0.00	15%	0.00	0.00
	01.10.2020 to 31.03.2021		0.00	0.00	7.5%	0.00	0.00
		<b>165893.82</b>	<b>0.00</b>	<b>165893.82</b>		<b>24884.07</b>	<b>141009.75</b>
5	<b>Electrical Fittings:</b>	296189.93		296189.93	15%	44428.49	251761.44
	01.04.2020 to 30.09.2020		0.00	0.00	15%	0.00	0.00
	01.10.2020 to 31.03.2021		7830.00	7830.00	7.5%	587.25	7242.75
		<b>296189.93</b>	<b>7830.00</b>	<b>304019.93</b>		<b>45015.74</b>	<b>259004.19</b>
6	<b>Computer Lab Equipment:</b>	1947769.54		1947769.54	15%	292165.43	1655604.11
	01.04.2020 to 30.09.2020		0.00	0.00	15%	0.00	0.00
	01.10.2020 to 31.03.2021		0.00	0.00	7.5%	0.00	0.00
		<b>1947769.54</b>	<b>0.00</b>	<b>1947769.54</b>		<b>292165.43</b>	<b>1655604.11</b>
7	<b>Water Pipe &amp; Accessories:</b>	143999.83	0	143999.83	15%	21599.97	122399.86
	01.04.2020 to 30.09.2020		0.00	0.00	15%	0.00	0.00
	01.10.2020 to 31.03.2021		0.00	0.00	7.5%	0.00	0.00
		<b>143999.83</b>	<b>0.00</b>	<b>143999.83</b>		<b>21599.97</b>	<b>122399.86</b>
8	<b>Xerox Machine:</b>	56039.83	0.00	56039.83	15%	8405.97	47633.86
	01.04.2020 to 30.09.2020		0.00	0.00	15%	0.00	0.00
	01.10.2020 to 31.03.2021		0.00	0.00	7.5%	0.00	0.00
		<b>56039.83</b>	<b>0.00</b>	<b>56039.83</b>		<b>8405.97</b>	<b>47633.86</b>
9	<b>Machinery:</b>	4596.78		4596.78	15%	689.52	3907.26
	01.04.2020 to 30.09.2020		0.00	0.00	15%	0.00	0.00
	01.10.2020 to 31.03.2021		0.00	0.00	7.5%	0.00	0.00
		<b>4596.78</b>	<b>0.00</b>	<b>4596.78</b>		<b>689.52</b>	<b>3907.26</b>
10	<b>CCTV Camara:</b>	363275.49		363275.49	15%	54491.32	308784.17
	01.04.2020 to 30.09.2020		0.00	0.00	15%	0.00	0.00
	01.10.2020 to 31.03.2021		0.00	0.00	7.5%	0.00	0.00
		<b>363275.49</b>	<b>0.00</b>	<b>363275.49</b>		<b>54491.32</b>	<b>308784.17</b>
	<b>Grand Total</b>	<b>5188893.83</b>	<b>221140.00</b>	<b>5410033.83</b>		<b>798464.95</b>	<b>4611568.88</b>
11	<b>Hostel Fixed Assets:(MEN)</b>	3610.98		3610.98	15%	541.65	3069.33
	01.04.2020 to 30.09.2020		0.00	0.00	15%	0.00	0.00
	01.10.2020 to 31.03.2021		0.00	0.00	7.5%	0.00	0.00
		<b>3610.98</b>	<b>0.00</b>	<b>3610.98</b>		<b>541.65</b>	<b>3069.33</b>
12	<b>Hostel Fixed Assets:WOMEN</b>	86664.86		86664.86	15%	12999.73	73665.13
	01.04.2020 to 30.09.2020		0.00	0.00	15%	0.00	0.00
	01.10.2020 to 31.03.2021		0.00	0.00	7.5%	0.00	0.00
		<b>86664.86</b>	<b>0.00</b>	<b>86664.86</b>		<b>12999.73</b>	<b>73665.13</b>



**SOURASHTRA COLLEGE COUNCIL, AUTONOMOUS EXAMINATION A/c  
INCOME AND EXPENDITURE ACCOUNT FOR THE YEAR ENDED 31.03.2021**

Year ended 31.03.2020 Rs. P.	Expenditure	Year ended 31.03.2021 Rs. P.
195207.00	To Meeting Expenses	22068.00
743233.00	To Printing & Stationary	39914.00
1801047.00	To Summative & Supplementary Exam Expenses	923687.00
24000.00	To Annual Maintenance Contract	24000.00
29466.00	To Bank Charges	3808.84
2700.00	To Conveyance Expenses	0.00
44797.64	To Depreciation	38077.99
10598.00	To ESI	12571.00
1534.00	To Maintenance Expenses	8679.00
15634.00	To Miscellaneous Expenses	1384.00
25980.00	To PF Contribution	38172.00
1200.00	To Pongal Gift	0.00
773.00	To Postage Expenses	0.00
703280.00	To Salary	538675.00
22884.00	To Staff Refreshment	43530.00
5664.00	To Telephone Charges	13570.00
1701844.36	To Excess of Income Over Expenditure	2105157.91

5329842.00

3813294.74

Place: Madurai  
Date : 16.12.2021

V.G.RAMDOSS  
PRESIDENT

D.R.KUMARESH  
SECRETARY

**SOURASHTRA COLLEGE COUNCIL, AUTONOMOUS EXAMINATION A/c  
INCOME AND EXPENDITURE ACCOUNT FOR THE YEAR ENDED 31.03.2021**

Year ended 31.03.2020 Rs. P.	Income	Year ended 31.03.2021 Rs. P.
2554937.00	By Fees from the Aided Students	2232228.41
2544840.00	By Fees from the SF Students	1260106.33
230065.00	By Bank Interest	226139.00
0.00	By Miscellaneous Receipt	94821.00

5329842.00

*S.J. Kumaresh*  
**S.J.KUMARESH**  
TREASURER



3813294.74

*(Signature)*  
**(B.R.CHANDRASEKARAN)**  
CHARTERED ACCOUNTANT

**SOURASHTRA COLLEGE COUNCIL :: MADURAI**  
**AUTONOMOUS EXAMINATION FEE A/c.**  
**SCHEDULE OF FIXED ASSETS AND DEPRECIATION**  
**AS on 31.03.2021**

SL. No.	Particulars of Assets	W.D.V.as on 31.03.2020 Rs. Ps.	Additions During the Year	Total Cost as on 31.03.2021	Rate of Depreciation	Depreciation for the year 31.03.2021	W.D.V.as on 31.03.2021 Rs. Ps.
1	<b>A/c. Machine</b>	61557.00		61557.00	15%	9233.55	52323.45
	01.04.2020 to 30.09.2020	0	0.00	0.00	15%	0.00	0.00
	01.10.2020 to 31.03.2021	0	0.00	0.00	7.5%	0.00	0.00
		<b>61557.00</b>	<b>0.00</b>	<b>61557.00</b>		<b>9233.55</b>	<b>52323.45</b>
2	<b>Computer</b>	158227.50		158227.50	15%	23734.13	134493.37
	01.04.2020 to 30.09.2020		0.00	0.00	15%	0.00	0.00
	01.10.2020 to 31.03.2021		0.00	0.00	7.5%	0.00	0.00
		<b>158227.50</b>	<b>0.00</b>	<b>158227.50</b>		<b>23734.13</b>	<b>134493.37</b>
3	<b>Furniture</b>	34068.76		34068.76	15%	5110.31	28958.45
	01.04.2020 to 30.09.2020		0.00	0.00	15%	0.00	0.00
	01.10.2020 to 31.03.2021		0.00	0.00	7.5%	0.00	0.00
		<b>34068.76</b>	<b>0.00</b>	<b>34068.76</b>		<b>5110.31</b>	<b>28958.45</b>
	<b>Grand Total</b>	<b>253853.26</b>		<b>253853.26</b>		<b>38077.99</b>	<b>215775.27</b>

**Special Fees (Principal) A/c.**

Sourashtra College,  
Vilachery Main Road,  
Pasumalai, Madurai-625 004

**Income & Expenditure Statement**

1-Apr-2020 to 31-Mar-2021

<b>Particulars</b>	<b>1-Apr-2020 to 31-Mar-2021</b>	<b>Particulars</b>	<b>1-Apr-2020 to 31-Mar-2021</b>
<b>Direct Expenses</b>	<b>2,46,303.72</b>	<b>Direct Incomes</b>	<b>2,34,193.00</b>
Laboratory Expenses	42,184.00	Fees From Studens	2,34,193.00
Association Expenses	5,900.00		
Bank Charges	283.72	Excess of Expenditure over Income	12,110.72
Electricity Charges	1,21,066.00		
Library Expenses	5,353.00		
Magazine Expenses	11,850.00		
Stationary Expenses	59,667.00		
<b>Total</b>	<b>2,46,303.72</b>	<b>Total</b>	<b>2,46,303.72</b>